

# Outdoor Directional Tri-wideband Panel Antenna



ODV-065R15B15K15K XXXPol, 824-960/1710-2170/1710-2170MHz, 65°, 15.0/14.9/15.1dBi



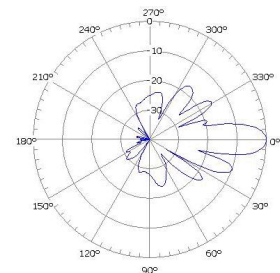
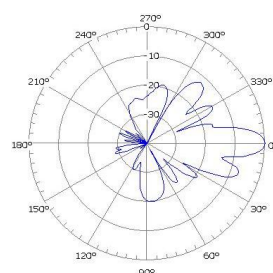
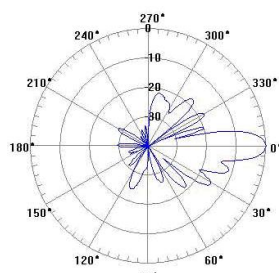
## Technical Specifications

Electrical						
Frequency Range	MHz	806-960	870-960	1710-1880	1850-1990	1920-2170
Polarization	deg	± 45				
Gain	Top	dBi	14.5	15.0	14.8	14.9
	Bottom				15.0	15.1
Horizontal Beamwidth	deg	65	65	66	65	64
Vertical Beamwidth	deg	13	11	12	11	11
Electrical Downtilt Range	deg	0-12				
First Upper Sidelobe Suppression	dB	≥15(0°), ≥13(6°), ≥12(12°)		≥15(0°), ≥14(6°), ≥13(12°)		
Front-To-Back Ratio	dB	> 25 (typ. >28)				
VSWR		≤ 1.5:1				
Isolation Between Ports	dB	> 28 (typ. >30)				
Isolation Between Ports (B/K, K/K)	dB	> 40, 36 (typ. >50, 40)				
Cross-polar Discrimination @ 0°	dB	> 17				
3 <sup>rd</sup> Order Intermodulation @ 2x43 dBm	dBc	< -150				
Maximum Power per Port	W	250		100		
Impedance	Ω	50				
Lightning Protection		Direct Ground				

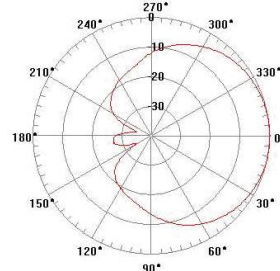
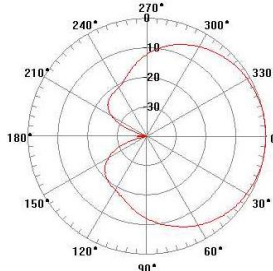
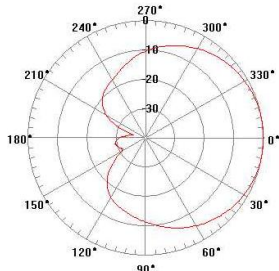
Mechanical		
Dimensions, HxWxD	mm (in)	1739x251x141 (68.3x9.9x5.6)
Weight, without Mounting Kit	kg (lb)	20 (44.1)
Weight, with Mounting Kit	kg (lb)	26 (57.3)
Radome Material and Color		UV Resistant PVC, Light Grey, RAL7035
Mounting Kit		00-ZJ10(12)
Reflector Material		Aluminum
Radiating Element Material		Zinc Composite
Connector Type and Location		6 x 7/16 DIN-Female, Bottom
Operational Temperature	°C	-55 to +70
Operational Humidity	%	≤ 95
Operational Wind Speed	km/h (mph)	200 (124.3)
Shipping Dimensions, HxWxD	mm (in)	2090x375x265 (82.1x14.8x10.4)
Shipping Weight	kg (lb)	32 (70.6)

## Antenna Pattern

Vertical pattern



Horizontal pattern



Information contained in this document is subject to confirmation at time of ordering.  
<http://www.comba-telecom.com>

Issued: Feb10  
 Control: 3-0-1