

# Collinear Omni-Directional Antennas



TS0495B6 TS0445B0



TS0172 Mounting Brackets

Model#	Gain	Length (inches)	Vertical Beam Width	Frequencies Ranges (MHz)
<b>VHF (132-174MHz)</b>				
TS0415B0-xxx/N	0 dBd	68	75°	140-144, 144-148, 148-152, 152-156, 156-162, 162-168
TS0415B3-xxx/N	3 dBd	107	33°	140-144, 144-148, 148-152, 152-156, 156-162, 162-168, 168-174
<b>UHF (380-512MHz)</b>				
TS0445B0-xxx/N	0 dBd	26	75°	406-416, 410-430, 430-450, 450-470, 490-512
TS0445B3-xxx/N	3 dBd	44	33°	380-406, 406-416, 410-420, 420-430, 430-440, 440-450, 450-460, 460-470, 500-512
TS0445B5-xxx/N	5 dBd	76	20°	380-406, 406-416, 420-430, 430-440, 440-450, 450-470, 470-480
TS0445B7-xxx/N	7 dBd	107	14°	450-460, 460-470, 490-500, 500-512
<b>900MHz (928-960MHz)</b>				
TS0495B0-xxx/N	0 dBd	15	75°	936-960
TS0495B3-944/N	3 dBd	25	33°	928-960
TS0495B6-xxx/N	6 dBd	65	17°	928-960

("xxx" designates the center frequency in MHz)

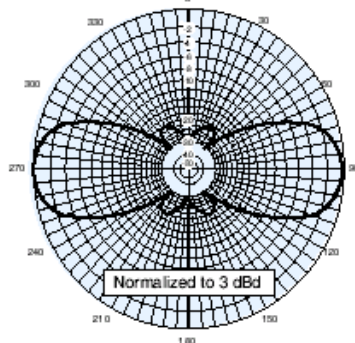


# Collinear Omni-Directional Antennas

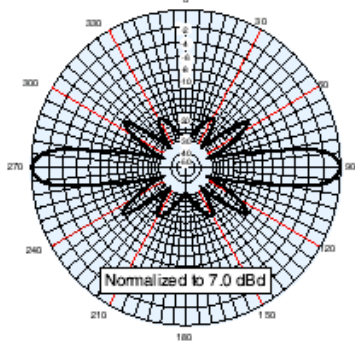
## General Specifications

<b>VSWR</b>	<1.5:1
<b>Maximum Power</b>	150 watts - VHF 100 watts - all others
<b>Impedance</b>	50 Ohms
<b>Termination</b>	N Female Connector
<b>Mounting Sleeve</b>	Heavy wall, gold anodized 1 1/4" aluminum
<b>Radiator</b>	Precision copper clad elements sealed in a white high density UV-inhibiting fiberglass radome
<b>Wind Survival</b>	125 MPH
<b>Wind Survival</b>	85 MPH (with 0.5" radial ice)
<b>Polarization</b>	Vertical
<b>Mounting Brackets</b>	TS0172 (2 required for antennas longer than 40 inches)

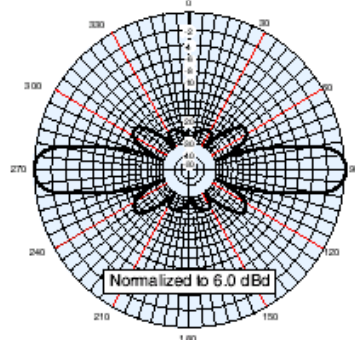
## Vertical Field Patterns



TS0415B3

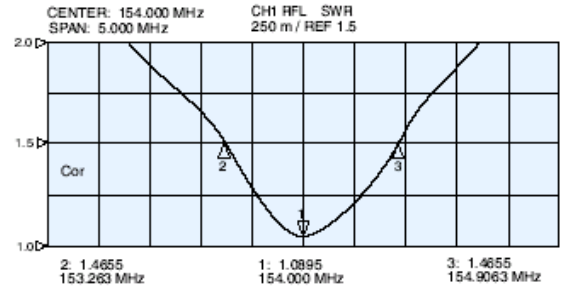


TS0445B7

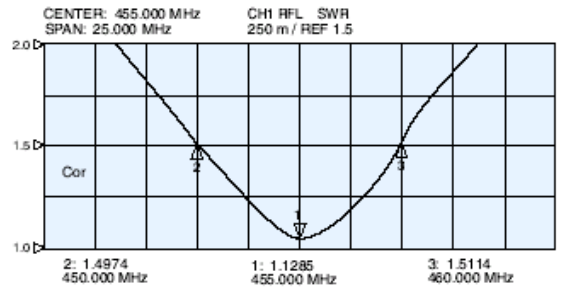


TS0495B6

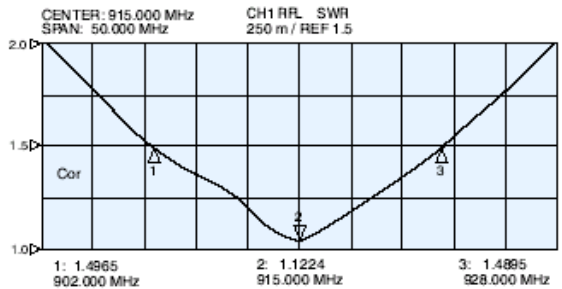
## VSWR



TS0415B3



TS0445B7



TS0495B6

