

PROPRIETARY NOTICE: This document contains proprietary information of AAT Inc. neither the document nor said proprietary information shall be published, reproduced, copied, disclosed or used for any purpose other than consideration of this document without the express written permission of a duly authorized representative of said Company.

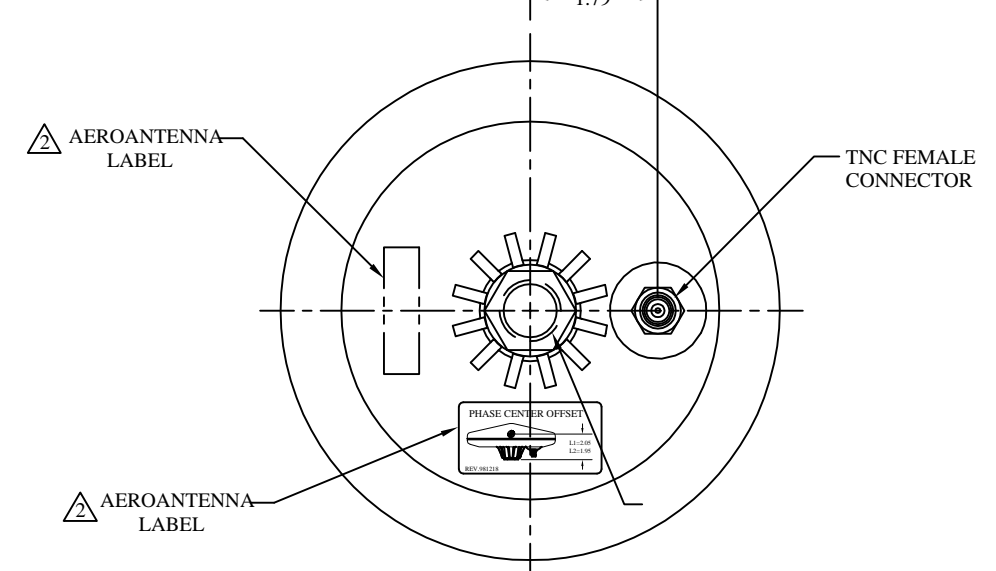
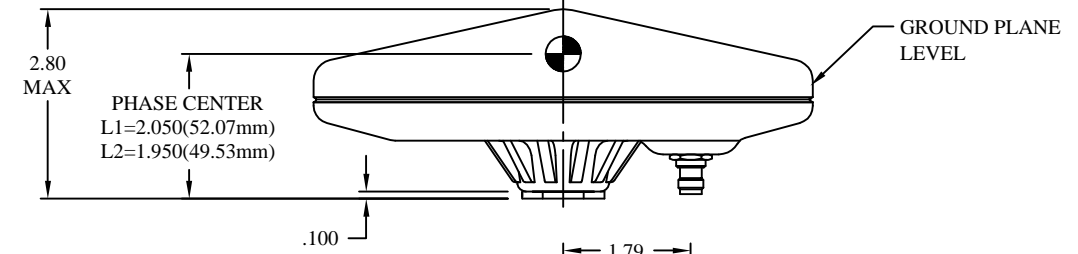
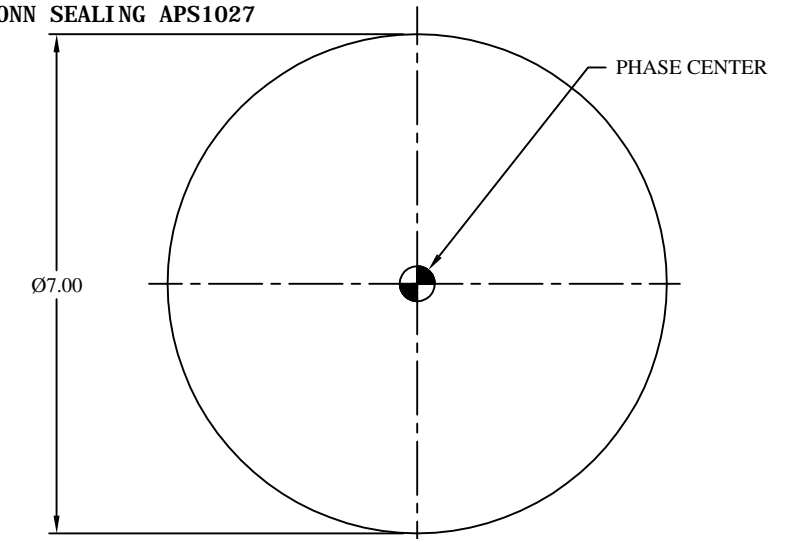
REVISIONS			
SYM	DESCRIPTION	DATE	APPROVED
B	SEE ECO 4495	07/21/00	

NOTES: UNLESS OTHERWISE SPECIFIED.
1. LOGO OPTIONAL.

△ LABEL SIZE, SHAPE, AND CONTENTS SUBJECT TO CHANGE WITHOUT NOTICE.

3. TOLERANCES: .XX = ±.03
.XXX = ±.010

REFERENCE DOCUMENTS:
INSTALLATION/CONN SEALING APS1027



1-14 UNS-2B THREAD FOR MOUNTING
OPTIONAL: 5/8-11 UNC-2 ADAPTER AVAILABLE
(AEROANTENNA PART NO: AT5757520)

SPECIFICATION:

FREQUENCY: 1227 ±10 MHz
1575 ±10 MHz
POLARIZATION: RIGHT HAND CIRCULAR
AXIAL RATIO: 3 dB MAX
RADIATION COVERAGE: 4.0 dBi c ? = 0°
-1.0 dBi c 0° < ? = 75°
-2.5 dBi c 75° < ? < 80°
-4.5 dBi c 80° < ? = 85°
-7.5 dBi c ? = 90°
AMPLIFIER:
GAIN: SPECIFY
NOISE FIGURE: 2.5 dB MAX
IMPEDANCE: 50 ?
VSWR: = 2.0:1
BAND REJECTION: 35 dB
POWER HANDLING: 1 WATT
FINISH: WEATHERABLE POLYMER
CONNECTOR: SPECIFY
WEIGHT: 15 oz. MAX
ALTITUDE: 20,000'
OPERATING TEMP: -40°C TO +70°C
DESIGNED TO: D0-160

PART NO. DESIGNATION:

AT2775-42X-XXXX-XXX-XX-XX-XX
COLOR _____
W = WHITE
*S = SMOKE GRAY
O = OLIVE DRAB
*B = BLUE
CONNECTOR _____
*TNCM = TNC MALE
TNCF = TNC FEMALE
*BNCM = BNC MALE
BNCF = BNC FEMALE
*MCXM = MCX MALE
*MCXF = MCX FEMALE
*SMAM = SMA MALE
*SMAF = SMA FEMALE
*NTPM = N TYPE MALE
NTPF = N TYPE FEMALE
*0000 = NO TERMINATION
MAGNET _____
NM = NO MAGNET
*IM = INTERNAL
*RM = REMOVABLE
*HD = HEAVY DUTY
GAIN (+2dB) _____
00 = PASSIVE
12 = 12 dB (20 mA)
26 = 26 dB (35 mA)
36 = 36 dB (50 mA)
XX = OTHER
VOLTAGE _____
00 = PASSIVE
05 = +5VDC
RG = +5 to +18VDC
XX = OTHER

CABLE LENGTH _____
*000 = IN INCHES
* = OPTION NOT AVAILABLE WITH THIS MODEL
STANDARD MODEL= AT2775-42W-TNCF-000-RG-26-NM

03-9243358 :פקס ▪ 03-9243352 :טל ▪ 7042 פ"ת, ת.ד. 14, אודם 14
www.hypertech.co.il ▪ sales@hypertech.co.il



DO NOT SCALE THIS DRAWING ALL DIMENSIONS ARE IN INCHES DIMENSIONING & TOLERANCING PER ANSI Y14.5M-1982 TOLERANCES: ±.01 ±.005 FRACT = ±1/32 ANG. = ±1/2° SURFACE ROUGHNESS PER ANSI B46.1 REMOVE BURRS AND BREAK SHARP EDGES: PART TO BE CLEAN AND OIL FREE UNLESS OTHERWISE SPECIFIED	DRAWN A. DEVERA 06/07/99			TITLE L1/L2 GPS ANTENNA		
	CHECKED T. JEENSALUTE 06/18/99					
	ENGR S. VALDES 06/21/99	SIZE B	CAGE CODE OUVG2		DRAWING NO. AT2775-42	REV B
	APPROVED G. SHACHAR 06/23/99	SCALE NONE	AT2775-42B		SHEET 1 OF 1	

AT2775-42

D

C

B

A

D

C

B

A